

คณะวิศวกรรมศาสตร์  
มหาวิทยาลัยสงขลานครินทร์

การสอบปลายภาค ประจำภาคการศึกษาที่ 2

ประจำปีการศึกษา 2553

วันที่ 2 มีนาคม 2554

เวลา 13.30-16.30 น.

วิชา 216-332 Engineering Thermodynamics II

ห้อง A 401

---

คำสั่ง

Attempt all 5 questions in the examination papers. An A-4 sheet and a dictionary are allowed. Each question is 25 marks.

รศ.กำพล ประทีปชัยกูร

ผู้ออกข้อสอบ

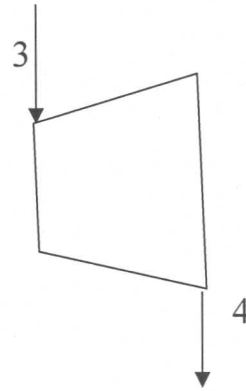
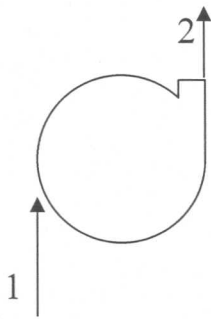
ชื่อ-สกุล.....รหัส.....

ชื่อ-สกุล.....รหัส.....

1) A 20 –kg aluminum block initially at  $200^{\circ}C$  is brought into contact with a 20 –kg block of iron at  $100^{\circ}C$  in an insulated enclosure. Determine the final equilibrium temperature and the final entropy change for this process. Given:  $C_{p,Alu} = 0.973 \frac{kJ}{kgC}$ ,  $C_{p,iron} = 0.45 \frac{kJ}{kg.C}$

ชื่อ-สกุล.....รหัส.....

2) Consider a steam power plant that operates between the pressure limits of 10 MPa and 20 kPa. Steam enters the pump as saturated liquid and leaves the turbine as saturated vapor. Determine the ratio of the work delivered by the turbine to the work consumed by the pump. Assume the entire cycle to be reversible and the heat losses from the pump and the turbine to be negligible.



ชื่อ-สกุล.....รหัส.....

3) A  $0.9 \text{ m}^3$  rigid tank is divided into two equal compartments by a partition. One compartment contains Ne at  $20^\circ \text{C}$  and 100 kPa, and the other compartment contains Ar at  $50^\circ \text{C}$  and 200 kPa. Now the partition is removed, and the two gases are allowed to mix. Heat is lost to the surrounding air during this process in the amount of 15 kJ. Determine a) the final mixture temperature b) the final mixture pressure

$$M_{\text{Ne}} = 20.18 \frac{\text{kJ}}{\text{kmol}}, \quad M_{\text{Ar}} = 39.95 \frac{\text{kJ}}{\text{kmol}},$$

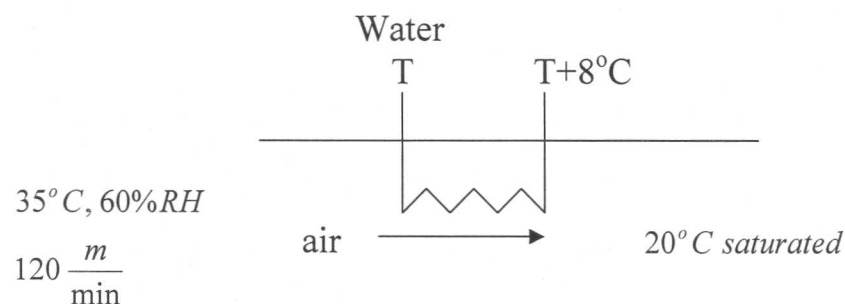
Given:

$$C_{v, \text{Ne}} = 0.61779 \frac{\text{kJ}}{\text{kmol}}, \quad C_{v, \text{Ar}} = 0.3122 \frac{\text{kJ}}{\text{kmol}}, \quad R_u = 8.314 \frac{\text{kJ}}{\text{kmol} \cdot \text{K}}$$

ชื่อ-สกุล.....รหัส.....

4) Air enters a 30 cm. diameter cooling section at 1 atm, 35°C and 60% RH at 120 m/min. The air is cooled by passing it over a cooling coil through which cold water flows. The water experiences a temperature rise of 8°C. The air leaves the cooling section saturated at 20°C. Determine a) the rate of heat transfer b) the mass flow rate of the water c) the exit velocity of the air stream.

Given:  $C_{p,water} = 4.18 \frac{kJ}{kg.C}$



ชื่อ-สกุล.....รหัส.....

5) Liquid propane  $C_3H_8$  enters a combustion chamber at  $25^\circ\text{C}$  at a rate of  $1.2 \frac{\text{kg}}{\text{min}}$  where it is mixed and burned with 150 % excess air that enters the combustion chamber at  $12^\circ\text{C}$ . If the combustion is complete and the exit temperature of the combustion gases is 1200 K, determine  
a) the mass flow rate of air    b) the rate of heat transfer from the combustion chamber. Given:  $M_{air} = 29 \frac{\text{kg}}{\text{kmol}}$

TABLE A-5

Saturated water—Pressure table

Press., P kPa	Sat. temp., $T_{\text{sat}}$ °C	Specific volume, $\text{m}^3/\text{kg}$		Internal energy, kJ/kg			Enthalpy, kJ/kg			Entropy, kJ/kg · K		
		Sat. liquid, $v_f$	Sat. vapor, $v_g$	Sat. liquid, $u_f$	Evap., $u_{fg}$	Sat. vapor, $u_g$	Sat. liquid, $h_f$	Evap., $h_{fg}$	Sat. vapor, $h_g$	Sat. liquid, $s_f$	Evap., $s_{fg}$	Sat. vapor, $s_g$
0.6113	0.01	0.001000	206.14	0.00	2375.3	2375.3	0.01	2501.3	2501.4	0.0000	9.1562	9.1562
1.0	6.98	0.001000	129.21	29.30	2355.7	2385.0	29.30	2484.9	2514.2	0.1059	8.8697	8.9756
1.5	13.03	0.001001	87.98	54.71	2338.6	2393.3	54.71	2470.6	2525.3	0.1957	8.6322	8.8279
2.0	17.50	0.001001	67.00	73.48	2326.0	2399.5	73.48	2460.0	2533.5	0.2607	8.4629	8.7237
2.5	21.08	0.001002	54.25	88.48	2315.9	2404.4	88.49	2451.6	2540.0	0.3120	8.3311	8.6432
3.0	24.08	0.001003	45.67	101.04	2307.5	2408.5	101.05	2444.5	2545.5	0.3545	8.2231	8.5776
4.0	28.96	0.001004	34.80	121.45	2293.7	2415.2	121.46	2432.9	2554.4	0.4226	8.0520	8.4746
5.0	32.88	0.001005	28.19	137.81	2282.7	2420.5	137.82	2423.7	2561.5	0.4764	7.9187	8.3951
7.5	40.29	0.001008	19.24	168.78	2261.7	2430.5	168.79	2406.0	2574.8	0.5764	7.6750	8.2515
10	45.81	0.001010	14.67	191.82	2246.1	2437.9	191.83	2392.8	2584.7	0.6493	7.5009	8.1502
15	53.97	0.001014	10.02	225.92	2222.8	2448.7	225.94	2373.1	2599.1	0.7549	7.2536	8.0085
20	60.06	0.001017	7.649	251.38	2205.4	2456.7	251.40	2358.3	2609.7	0.8320	7.0766	7.9085
25	64.97	0.001020	6.204	271.90	2191.2	2463.1	271.93	2346.3	2618.2	0.8931	6.9383	7.8314
30	69.10	0.001022	5.229	289.20	2179.2	2468.4	289.23	2336.1	2625.3	0.9439	6.8247	7.7686
40	75.87	0.001027	3.993	317.53	2159.5	2477.0	317.58	2319.2	2636.8	1.0259	6.6441	7.6700
50	81.33	0.001030	3.240	340.44	2143.4	2483.9	340.49	2305.4	2645.9	1.0910	6.5029	7.5939
75	91.78	0.001037	2.217	384.31	2112.4	2496.7	384.39	2278.6	2663.0	1.2130	6.2434	7.4564
Press., MPa												
0.100	99.63	0.001043	1.6940	417.36	2088.7	2506.1	417.46	2258.0	2675.5	1.3026	6.0568	7.3594
0.125	105.99	0.001048	1.3749	444.19	2069.3	2513.5	444.32	2241.0	2685.4	1.3740	5.9104	7.2844
0.150	111.37	0.001053	1.1593	466.94	2052.7	2519.7	467.11	2226.5	2693.6	1.4336	5.7897	7.2233
0.175	116.06	0.001057	1.0036	486.80	2038.1	2524.9	486.99	2213.6	2700.6	1.4849	5.6868	7.1717
0.200	120.23	0.001061	0.8857	504.49	2025.0	2529.5	504.70	2201.9	2706.7	1.5301	5.5970	7.1271
0.225	124.00	0.001064	0.7933	520.47	2013.1	2533.6	520.72	2191.3	2712.1	1.5706	5.5173	7.0878
0.250	127.44	0.001067	0.7187	535.10	2002.1	2537.2	535.37	2181.5	2716.9	1.6072	5.4455	7.0527
0.275	130.60	0.001070	0.6573	548.59	1991.9	2540.5	548.89	2172.4	2721.3	1.6408	5.3801	7.0209
0.300	133.55	0.001073	0.6058	561.15	1982.4	2543.6	561.47	2163.8	2725.3	1.6718	5.3201	6.9919
0.325	136.30	0.001076	0.5620	572.90	1973.5	2546.4	573.25	2155.8	2729.0	1.7006	5.2646	6.9652
0.350	138.88	0.001079	0.5243	583.95	1965.0	2548.9	584.33	2148.1	2732.4	1.7275	5.2130	6.9405
0.375	141.32	0.001081	0.4914	594.40	1956.9	2551.3	594.81	2140.8	2735.6	1.7528	5.1647	6.9175
0.40	143.63	0.001084	0.4625	604.31	1949.3	2553.6	604.74	2133.8	2738.6	1.7766	5.1193	6.8959
0.45	147.93	0.001088	0.4140	622.77	1934.9	2557.6	623.25	2120.7	2743.9	1.8207	5.0359	6.8565
0.50	151.86	0.001093	0.3749	639.68	1921.6	2561.2	640.23	2108.5	2748.7	1.8607	4.9606	6.8213
0.55	155.48	0.001097	0.3427	655.32	1909.2	2564.5	665.93	2097.0	2753.0	1.8973	4.8920	6.7893
0.60	158.85	0.001101	0.3157	669.90	1897.5	2567.4	670.56	2086.3	2756.8	1.9312	4.8288	6.7600
0.65	162.01	0.001104	0.2927	683.56	1886.5	2570.1	684.28	2076.0	2760.3	1.9627	4.7703	6.7331
0.70	164.97	0.001108	0.2729	696.44	1876.1	2572.5	697.22	2066.3	2763.5	1.9922	4.7158	6.7080
0.75	167.78	0.001112	0.2556	708.64	1866.1	2574.7	709.47	2057.0	2766.4	2.0200	4.6647	6.6847
0.80	170.43	0.001115	0.2404	720.22	1856.6	2576.8	721.11	2048.0	2769.1	2.0462	4.6166	6.6628
0.85	172.96	0.001118	0.2270	731.27	1847.4	2578.7	732.22	2039.4	2771.6	2.0710	4.5711	6.6421
0.90	175.38	0.001121	0.2150	741.83	1838.6	2580.5	742.83	2031.1	2773.9	2.0946	4.5280	6.6226
0.95	177.69	0.001124	0.2042	751.95	1830.2	2582.1	753.02	2023.1	2776.1	2.1172	4.4869	6.6041
1.00	179.91	0.001127	0.19444	761.68	1822.0	2583.6	762.81	2015.3	2778.1	2.1387	4.4478	6.5865
1.10	184.09	0.001133	0.17753	780.09	1806.3	2586.4	781.34	2000.4	2871.7	2.1792	4.3744	6.5536
1.20	187.99	0.001139	0.16333	797.29	1791.5	2588.8	798.65	1986.2	2784.8	2.2166	4.3067	6.5233
1.30	191.64	0.001144	0.15125	813.44	1777.5	2591.0	814.93	1972.7	2787.6	2.2515	4.2438	6.4953

TABLE A-6

Superheated water (Continued)

$T$ °C	$v$ m <sup>3</sup> /kg	$u$ kJ/kg	$h$ kJ/kg	$s$ kJ/kg · K	$v$ m <sup>3</sup> /kg	$u$ kJ/kg	$h$ kJ/kg	$s$ kJ/kg · K	$v$ m <sup>3</sup> /kg	$u$ kJ/kg	$h$ kJ/kg	$s$ kJ/kg · K
$P = 4.0 \text{ MPa (250.40°C)}$				$P = 4.5 \text{ MPa (257.49°C)}$				$P = 5.0 \text{ MPa (263.99°C)}$				
Sat.	0.04978	2602.3	2801.4	6.0701	0.04406	2600.1	2798.3	6.0198	0.03944	2597.1	2794.3	5.9734
275	0.05457	2667.9	2886.2	6.2285	0.04730	2650.3	2863.2	6.1401	0.04141	2631.3	2838.3	6.0544
300	0.05884	2725.3	2960.7	6.3615	0.05135	2712.0	2943.1	6.2828	0.04532	2698.0	2924.5	6.2084
350	0.06645	2826.7	3092.5	6.5821	0.05840	2817.8	3080.6	6.5131	0.05194	2808.7	3068.4	6.4493
400	0.07341	2919.9	3213.6	6.7690	0.06475	2913.3	3204.7	6.7047	0.05781	2906.6	3195.7	6.6459
450	0.08002	3010.2	3330.3	6.9363	0.07074	3005.0	3323.3	6.8746	0.06330	2999.7	3316.2	6.8186
500	0.08643	3099.5	3445.3	7.0901	0.07651	3095.3	3439.6	7.0301	0.06857	3091.0	3433.8	6.9759
600	0.09885	3279.1	3674.4	7.3688	0.08765	3276.0	3670.5	7.3110	0.07869	3273.0	3666.5	7.2589
700	0.11095	3462.1	3905.9	7.6198	0.09847	3459.9	3903.0	7.5631	0.08849	3457.6	3900.1	7.5122
800	0.12287	3650.0	4141.5	7.8502	0.10911	3648.3	4139.3	7.7942	0.09811	3646.6	4137.1	7.7440
900	0.13469	3843.6	4382.3	8.0647	0.11965	3842.2	4380.6	8.0091	0.10762	3840.7	4378.8	7.9593
1000	0.14645	4042.9	4628.7	8.2662	0.13013	4041.6	4627.2	8.2108	0.11707	4040.4	4625.7	8.1612
1100	0.15817	4248.0	4880.6	8.4567	0.14056	4246.8	4879.3	8.4015	0.12648	4245.6	4878.0	8.3520
1200	0.16987	4458.6	5138.1	8.6376	0.15098	4457.5	5136.9	8.5825	0.13587	4456.3	5135.7	8.5331
1300	0.18156	4674.3	5400.5	8.8100	0.16139	4673.1	5399.4	8.7549	0.14526	4672.0	5398.2	8.7055
$P = 6.0 \text{ MPa (275.64°C)}$				$P = 7.0 \text{ MPa (285.88°C)}$				$P = 8.0 \text{ MPa (295.06°C)}$				
Sat.	0.03244	2589.7	2784.3	5.8892	0.02737	2580.5	2772.1	5.8133	0.02352	2569.8	2758.0	5.7432
300	0.03616	2667.2	2884.2	6.0674	0.02947	2632.2	2838.4	5.9305	0.02426	2590.9	2785.0	5.7906
350	0.04223	2789.6	3043.0	6.3335	0.03524	2769.4	3016.0	6.2283	0.02995	2747.7	2987.3	6.1301
400	0.04739	2892.9	3177.2	6.5408	0.03993	2878.6	3158.1	6.4478	0.03432	2863.8	3138.3	6.3634
450	0.05214	2988.9	3301.8	6.7193	0.04416	2978.0	3287.1	6.6327	0.03817	2966.7	3272.0	6.5551
500	0.05665	3082.2	3422.2	6.8803	0.04814	3073.4	3410.3	6.7975	0.04175	3064.3	3398.3	6.7240
550	0.06101	3174.6	3540.6	7.0288	0.05195	3167.2	3530.9	6.9486	0.04516	3159.8	3521.0	6.8778
600	0.06525	3266.9	3658.4	7.1677	0.05565	3260.7	3650.3	7.0894	0.04845	3254.4	3642.0	7.0206
700	0.07352	3453.1	3894.2	7.4234	0.06283	3448.5	3888.3	7.3476	0.05481	3443.9	3882.4	7.2812
800	0.08160	3643.1	4132.7	7.6566	0.06981	3639.5	4128.2	7.5822	0.06097	3636.0	4123.8	7.5173
900	0.08958	3837.8	4375.3	7.8727	0.07669	3835.0	4371.8	7.7991	0.06702	3832.1	4368.3	7.7351
1000	0.09749	4037.8	4622.7	8.0751	0.08350	4035.3	4619.8	8.0020	0.07301	4032.8	4616.9	7.9384
1100	0.10536	4243.3	4875.4	8.2661	0.09027	4240.9	4872.8	8.1933	0.07896	4238.6	4870.3	8.1300
1200	0.11321	4454.0	5133.3	8.4474	0.09703	4451.7	5130.9	8.3747	0.08489	4449.5	5128.5	8.3115
1300	0.12106	4669.6	5396.0	8.6199	0.10377	4667.3	5393.7	8.5475	0.09080	4665.0	5391.5	8.4842
$P = 9.0 \text{ MPa (303.40°C)}$				$P = 10.0 \text{ MPa (318351.06°C)}$				$P = 12.5 \text{ MPa (327.89°C)}$				
Sat.	0.02048	2557.8	2742.1	5.6772	0.018026	2544.4	2724.7	5.6141	0.013495	2505.1	2673.8	5.4624
325	0.02327	2646.6	2856.0	5.8712	0.019861	2610.4	2809.1	5.7568				
350	0.02580	2724.4	2956.6	6.0361	0.02242	2699.2	2923.4	5.9443	0.016126	2624.6	2826.2	5.7118
400	0.02993	2848.4	3117.8	6.2854	0.02641	2832.4	3096.5	6.2120	0.02000	2789.3	3039.3	6.0417
450	0.03350	2955.2	3256.6	6.4844	0.02975	2943.4	3240.9	6.4190	0.02299	2912.5	3199.8	6.2719
500	0.03677	3055.2	3386.1	6.6576	0.03279	3045.8	3373.7	6.5966	0.02560	3021.7	3341.8	6.4618
550	0.03987	3152.2	3511.0	6.8142	0.03564	3144.6	3500.9	6.7561	0.02801	3125.0	3475.2	6.6290
600	0.04285	3248.1	3633.7	6.9589	0.03837	3241.7	3625.3	6.9029	0.03029	3225.4	3604.0	6.7810
650	0.04574	3343.6	3755.3	7.0943	0.04101	3338.2	3748.2	7.0398	0.03248	3324.4	3730.4	6.9218
700	0.04857	3439.3	3876.5	7.2221	0.04358	3434.7	3870.5	7.1687	0.03460	3422.9	3855.3	7.0536
800	0.05409	3632.5	4119.3	7.4596	0.04859	3628.9	4114.8	7.4077	0.03869	3620.0	4103.6	7.2965
900	0.05950	3829.2	4364.8	7.6783	0.05349	3826.3	4361.2	7.6272	0.04267	3819.1	4352.5	7.5182
1000	0.06485	4030.3	4614.0	7.8821	0.05832	4027.8	4611.0	7.8315	0.04658	4021.6	4603.8	7.7237
1100	0.07016	4236.3	4867.7	8.0740	0.06312	4234.0	4865.1	8.0237	0.05045	4228.2	4858.8	7.9165
1200	0.07544	4447.2	5126.2	8.2556	0.06789	4444.9	5123.8	8.2055	0.05430	4439.3	5118.0	8.0937
1300	0.08072	4662.7	5389.2	8.4284	0.07265	4460.5	5387.0	8.3783	0.05813	4654.8	5381.4	8.2717



TABLE A-4

Saturated water—Temperature table

Temp., $T$ °C	Sat. press., $P_{\text{sat}}$ kPa	Specific volume, $\text{m}^3/\text{kg}$		Internal energy, kJ/kg			Enthalpy, kJ/kg			Entropy, kJ/kg · K		
		Sat. liquid, $v_f$	Sat. vapor, $v_g$	Sat. liquid, $u_f$	Evap., $u_{fg}$	Sat. vapor, $u_g$	Sat. liquid, $h_f$	Evap., $h_{fg}$	Sat. vapor, $h_g$	Sat. liquid, $s_f$	Evap., $s_{fg}$	Sat. vapor, $s_g$
0.01	0.6113	0.001000	206.14	0.0	2375.3	2375.3	0.01	2501.3	2501.4	0.000	9.1562	9.1562
5	0.8721	0.001000	147.12	20.97	2361.3	2382.3	20.98	2489.6	2510.6	0.0761	8.9496	9.0257
10	1.2276	0.001000	106.38	42.00	2347.2	2389.2	42.01	2477.7	2519.8	0.1510	8.7498	8.9008
15	1.7051	0.001001	77.93	62.99	2333.1	2396.1	62.99	2465.9	2528.9	0.2245	8.5569	8.7814
20	2.339	0.001002	57.79	83.95	2319.0	2402.9	83.96	2454.1	2538.1	0.2966	8.3706	8.6672
25	3.169	0.001003	43.36	104.88	2304.9	2409.8	104.89	2442.3	2547.2	0.3674	8.1905	8.5580
30	4.246	0.001004	32.89	125.78	2290.8	2416.6	125.79	2430.5	2556.3	0.4369	8.0164	8.4533
35	5.628	0.001006	25.22	146.67	2276.7	2423.4	146.68	2418.6	2565.3	0.5053	7.8478	8.3531
40	7.384	0.001008	19.52	167.56	2262.6	2430.1	167.57	2406.7	2574.3	0.5725	7.6845	8.2570
45	9.593	0.001010	15.26	188.44	2248.4	2436.8	188.45	2394.8	2583.2	0.6387	7.5261	8.1648
50	12.349	0.001012	12.03	209.32	2234.2	2443.5	209.33	2382.7	2592.1	0.7038	7.3725	8.0763
55	15.758	0.001015	9.568	230.21	2219.9	2450.1	230.23	2370.7	2600.9	0.7679	7.2234	7.9913
60	19.940	0.001017	7.671	251.11	2205.5	2456.6	251.13	2358.5	2609.6	0.8312	7.0784	7.9096
65	25.03	0.001020	6.197	272.02	2191.1	2463.1	272.06	2346.2	2618.3	0.8935	6.9375	7.8310
70	31.19	0.001023	5.042	292.95	2176.6	2469.6	292.98	2333.8	2626.8	0.9549	6.8004	7.7553
75	38.58	0.001026	4.131	313.90	2162.0	2475.9	313.93	2321.4	2635.3	1.0155	6.6669	7.6824
80	47.39	0.001029	3.407	334.86	2147.4	2482.2	334.91	2308.8	2643.7	1.0753	6.5369	7.6122
85	57.83	0.001033	2.828	355.84	2132.6	2488.4	355.90	2296.0	2651.9	1.1343	6.4102	7.5445
90	70.14	0.001036	2.361	376.85	2117.7	2494.5	376.92	2283.2	2660.1	1.1925	6.2866	7.4791
95	84.55	0.001040	1.982	397.88	2102.7	2500.6	397.96	2270.2	2668.1	1.2500	6.1659	7.4159
Sat. press., MPa												
100	0.10135	0.001044	1.6729	418.94	2087.6	2506.5	419.04	2257.0	2676.1	1.3069	6.0480	7.3549
105	0.12082	0.001048	1.4194	440.02	2072.3	2512.4	440.15	2243.7	2683.8	1.3630	5.9328	7.2958
110	0.14327	0.001052	1.2102	461.14	2057.0	2518.1	461.30	2230.2	2691.5	1.4185	5.8202	7.2387
115	0.16906	0.001056	1.0366	482.30	2041.4	2523.7	482.48	2216.5	2699.0	1.4734	5.7100	7.1833
120	0.19853	0.001060	0.8919	503.50	2025.8	2529.3	503.71	2202.6	2706.3	1.5276	5.6020	7.1296
125	0.2321	0.001065	0.7706	524.74	2009.9	2534.6	524.99	2188.5	2713.5	1.5813	5.4962	7.0775
130	0.2701	0.001070	0.6685	546.02	1993.9	2539.9	546.31	2174.2	2720.5	1.6344	5.3925	7.0269
135	0.3130	0.001075	0.5822	567.35	1977.7	2545.0	567.69	2159.6	2727.3	1.6870	5.2907	6.9777
140	0.3613	0.001080	0.5089	588.74	1961.3	2550.0	589.13	2144.7	2733.9	1.7391	5.1908	6.9299
145	0.4154	0.001085	0.4463	610.18	1944.7	2554.9	610.63	2129.6	2740.3	1.7907	5.0926	6.8833
150	0.4758	0.001091	0.3928	631.68	1927.9	2559.5	632.20	2114.3	2746.5	1.8418	4.9960	6.8379
155	0.5431	0.001096	0.3468	653.24	1910.8	2564.1	653.84	2098.6	2752.4	1.8925	4.9010	6.7935
160	0.6178	0.001102	0.3071	674.87	1893.5	2568.4	675.55	2082.6	2758.1	1.9427	4.8075	6.7502
165	0.7005	0.001108	0.2727	696.56	1876.0	2572.5	697.34	2066.2	2763.5	1.9925	4.7153	6.7078
170	0.7917	0.001114	0.2428	718.33	1858.1	2576.5	719.21	2049.5	2768.7	2.0419	4.6244	6.6663
175	0.8920	0.001121	0.2168	740.17	1840.0	2580.2	741.17	2032.4	2773.6	2.0909	4.5347	6.6256
180	1.0021	0.001127	0.19405	762.09	1821.6	2583.7	763.22	2015.0	2778.2	2.1396	4.4461	6.5857
185	1.1227	0.001134	0.17409	784.10	1802.9	2587.0	785.37	1997.1	2782.4	2.1879	4.3586	6.5465
190	1.2544	0.001141	0.15654	806.19	1783.8	2590.0	807.62	1978.8	2786.4	2.2359	4.2720	6.5079
195	1.3978	0.001149	0.14105	828.37	1764.4	2592.8	829.98	1960.0	2790.0	2.2835	4.1863	6.4698

TABLE A-18

Ideal-gas properties of nitrogen, N<sub>2</sub>

<i>T</i> K	$\bar{h}$ kJ/kmol	$\bar{u}$ kJ/kmol	$\bar{s}^\circ$ kJ/kmol · K	<i>T</i> K	$\bar{h}$ kJ/kmol	$\bar{u}$ kJ/kmol	$\bar{s}^\circ$ kJ/kmol · K
0	0	0	0	600	17,563	12,574	212.066
220	6,391	4,562	182.639	610	17,864	12,792	212.564
230	6,683	4,770	183.938	620	18,166	13,011	213.055
240	6,975	4,979	185.180	630	18,468	13,230	213.541
250	7,266	5,188	186.370	640	18,772	13,450	214.018
260	7,558	5,396	187.514	650	19,075	13,671	214.489
270	7,849	5,604	188.614	660	19,380	13,892	214.954
280	8,141	5,813	189.673	670	19,685	14,114	215.413
290	8,432	6,021	190.695	680	19,991	14,337	215.866
298	8,669	6,190	191.502	690	20,297	14,560	216.314
300	8,723	6,229	191.682	700	20,604	14,784	216.756
310	9,014	6,437	192.638	710	20,912	15,008	217.192
320	9,306	6,645	193.562	720	21,220	15,234	217.624
330	9,597	6,853	194.459	730	21,529	15,460	218.059
340	9,888	7,061	195.328	740	21,839	15,686	218.472
350	10,180	7,270	196.173	750	22,149	15,913	218.889
360	10,471	7,478	196.995	760	22,460	16,141	219.301
370	10,763	7,687	197.794	770	22,772	16,370	219.709
380	11,055	7,895	198.572	780	23,085	16,599	220.113
390	11,347	8,104	199.331	790	23,398	16,830	220.512
400	11,640	8,314	200.071	800	23,714	17,061	220.907
410	11,932	8,523	200.794	810	24,027	17,292	221.298
420	12,225	8,733	201.499	820	24,342	17,524	221.684
430	12,518	8,943	202.189	830	24,658	17,757	222.067
440	12,811	9,153	202.863	840	24,974	17,990	222.447
450	13,105	9,363	203.523	850	25,292	18,224	222.822
460	13,399	9,574	204.170	860	25,610	18,459	223.194
470	13,693	9,786	204.803	870	25,928	18,695	223.562
480	13,988	9,997	205.424	880	26,248	18,931	223.927
490	14,285	10,210	206.033	890	26,568	19,168	224.288
500	14,581	10,423	206.630	900	26,890	19,407	224.647
510	14,876	10,635	207.216	910	27,210	19,644	225.002
520	15,172	10,848	207.792	920	27,532	19,883	225.353
530	15,469	11,062	208.358	930	27,854	20,122	225.701
540	15,766	11,277	208.914	940	28,178	20,362	226.047
550	16,064	11,492	209.461	950	28,501	20,603	226.389
560	16,363	11,707	209.999	960	28,826	20,844	226.728
570	16,662	11,923	210.528	970	29,151	21,086	227.064
580	16,962	12,139	211.049	980	29,476	21,328	227.398
590	17,262	12,356	211.562	990	29,803	21,571	227.728

N<sub>2</sub>

TABLE A-18

Ideal-gas properties of nitrogen, N<sub>2</sub> (Concluded)

$T$ K	$\bar{h}$ kJ/kmol	$\bar{u}$ kJ/kmol	$\bar{s}^\circ$ kJ/kmol · K	$T$ K	$\bar{h}$ kJ/kmol	$\bar{u}$ kJ/kmol	$\bar{s}^\circ$ kJ/kmol · K
1000	30,129	21,815	228.057	1760	56,227	41,594	247.396
1020	30,784	22,304	228.706	1780	56,938	42,139	247.798
1040	31,442	22,795	229.344	1800	57,651	42,685	248.195
1060	32,101	23,288	229.973	1820	58,363	43,231	248.589
1080	32,762	23,782	230.591	1840	59,075	43,777	248.979
1100	33,426	24,280	231.199	1860	59,790	44,324	249.365
1120	34,092	24,780	231.799	1880	60,504	44,873	249.748
1140	34,760	25,282	232.391	1900	61,220	45,423	250.128
1160	35,430	25,786	232.973	1920	61,936	45,973	250.502
1180	36,104	26,291	233.549	1940	62,654	46,524	250.874
1200	36,777	26,799	234.115	1960	63,381	47,075	251.242
1220	37,452	27,308	234.673	1980	64,090	47,627	251.607
1240	38,129	27,819	235.223	2000	64,810	48,181	251.969
1260	38,807	28,331	235.766	2050	66,612	49,567	252.858
1280	39,488	28,845	236.302	2100	68,417	50,957	253.726
1300	40,170	29,361	236.831	2150	70,226	52,351	254.578
1320	40,853	29,378	237.353	2200	72,040	53,749	255.412
1340	41,539	30,398	237.867	2250	73,856	55,149	256.227
1360	42,227	30,919	238.376	2300	75,676	56,553	257.027
1380	42,915	31,441	238.878	2350	77,496	57,958	257.810
1400	43,605	31,964	239.375	2400	79,320	59,366	258.580
1420	44,295	32,489	239.865	2450	81,149	60,779	259.332
1440	44,988	33,014	240.350	2500	82,981	62,195	260.073
1460	45,682	33,543	240.827	2550	84,814	63,613	260.799
1480	46,377	34,071	241.301	2600	86,650	65,033	261.512
1500	47,073	34,601	241.768	2650	88,488	66,455	262.213
1520	47,771	35,133	242.228	2700	90,328	67,880	262.902
1540	48,470	35,665	242.685	2750	92,171	69,306	263.577
1560	49,168	36,197	243.137	2800	94,014	70,734	264.241
1580	49,869	36,732	243.585	2850	95,859	72,163	264.895
1600	50,571	37,268	244.028	2900	97,705	73,593	265.538
1620	51,275	37,806	244.464	2950	99,556	75,028	266.170
1640	51,980	38,344	244.896	3000	101,407	76,464	266.793
1660	52,686	38,884	245.324	3050	103,260	77,902	267.404
1680	53,393	39,424	245.747	3100	105,115	79,341	268.007
1700	54,099	39,965	246.166	3150	106,972	80,782	268.601
1720	54,807	40,507	246.580	3200	108,830	82,224	269.186
1740	55,516	41,049	246.990	3250	110,690	83,668	269.763

Source: Tables A-18 through A-25 are adapted from Kenneth Wark, *Thermodynamics*, 4th ed. (New York: McGraw-Hill, 1983), pp. 787-98. Originally published in JANAF, *Thermochemical Tables*, NSRDS-NBS-37, 1971.

N<sub>2</sub>

TABLE A-19

Ideal-gas properties of oxygen, O<sub>2</sub>

$T$ K	$\bar{h}$ kJ/kmol	$\bar{u}$ kJ/kmol	$\bar{s}^\circ$ kJ/kmol · K	$T$ K	$\bar{h}$ kJ/kmol	$\bar{u}$ kJ/kmol	$\bar{s}^\circ$ kJ/kmol · K
0	0	0	0	600	17,929	12,940	226.346
220	6,404	4,575	196.171	610	18,250	13,178	226.877
230	6,694	4,782	197.461	620	18,572	13,417	227.400
240	6,984	4,989	198.696	630	18,895	13,657	227.918
250	7,275	5,197	199.885	640	19,219	13,898	228.429
260	7,566	5,405	201.027	650	19,544	14,140	228.932
270	7,858	5,613	202.128	660	19,870	14,383	229.430
280	8,150	5,822	203.191	670	20,197	14,626	229.920
290	8,443	6,032	204.218	680	20,524	14,871	230.405
298	8,682	6,203	205.033	690	20,854	15,116	230.885
300	8,736	6,242	205.213	700	21,184	15,364	231.358
310	9,030	6,453	206.177	710	21,514	15,611	231.827
320	9,325	6,664	207.112	720	21,845	15,859	232.291
330	9,620	6,877	208.020	730	22,177	16,107	232.748
340	9,916	7,090	208.904	740	22,510	16,357	233.201
350	10,213	7,303	209.765	750	22,844	16,607	233.649
360	10,511	7,518	210.604	760	23,178	16,859	234.091
370	10,809	7,733	211.423	770	23,513	17,111	234.528
380	11,109	7,949	212.222	780	23,850	17,364	234.960
390	11,409	8,166	213.002	790	24,186	17,618	235.387
400	11,711	8,384	213.765	800	24,523	17,872	235.810
410	12,012	8,603	214.510	810	24,861	18,126	236.230
420	12,314	8,822	215.241	820	25,199	18,382	236.644
430	12,618	9,043	215.955	830	25,537	18,637	237.055
440	12,923	9,264	216.656	840	25,877	18,893	237.462
450	13,228	9,487	217.342	850	26,218	19,150	237.864
460	13,525	9,710	218.016	860	26,559	19,408	238.264
470	13,842	9,935	218.676	870	26,899	19,666	238.660
480	14,151	10,160	219.326	880	27,242	19,925	239.051
490	14,460	10,386	219.963	890	27,584	20,185	239.439
500	14,770	10,614	220.589	900	27,928	20,445	239.823
510	15,082	10,842	221.206	910	28,272	20,706	240.203
520	15,395	11,071	221.812	920	28,616	20,967	240.580
530	15,708	11,301	222.409	930	28,960	21,228	240.953
540	16,022	11,533	222.997	940	29,306	21,491	241.323
550	16,338	11,765	223.576	950	29,652	21,754	241.689
560	16,654	11,998	224.146	960	29,999	22,017	242.052
570	16,971	12,232	224.708	970	30,345	22,280	242.411
580	17,290	12,467	225.262	980	30,692	22,544	242.768
590	17,609	12,703	225.808	990	31,041	22,809	242.120

O<sub>2</sub>

TABLE A-19

Ideal-gas properties of oxygen,  $O_2$  (Concluded)

$T$ K	$\bar{h}$ kJ/kmol	$\bar{u}$ kJ/kmol	$\bar{s}^\circ$ kJ/kmol · K	$T$ K	$\bar{h}$ kJ/kmol	$\bar{u}$ kJ/kmol	$\bar{s}^\circ$ kJ/kmol · K
1000	31,389	23,075	243.471	1760	58,880	44,247	263.861
1020	32,088	23,607	244.164	1780	59,624	44,825	264.283
1040	32,789	24,142	244.844	1800	60,371	45,405	264.701
1060	33,490	24,677	245.513	1820	61,118	45,986	265.113
1080	34,194	25,214	246.171	1840	61,866	46,568	265.521
1100	34,899	25,753	246.818	1860	62,616	47,151	265.925
1120	35,606	26,294	247.454	1880	63,365	47,734	266.326
1140	36,314	26,836	248.081	1900	64,116	48,319	266.722
1160	37,023	27,379	248.698	1920	64,868	48,904	267.115
1180	37,734	27,923	249.307	1940	65,620	49,490	267.505
1200	38,447	28,469	249.906	1960	66,374	50,078	267.891
1220	39,162	29,018	250.497	1980	67,127	50,665	268.275
1240	39,877	29,568	251.079	2000	67,881	51,253	268.655
1260	40,594	30,118	251.653	2050	69,772	52,727	269.588
1280	41,312	30,670	252.219	2100	71,668	54,208	270.504
1300	42,033	31,224	252.776	2150	73,573	55,697	271.399
1320	42,753	31,778	253.325	2200	75,484	57,192	272.278
1340	43,475	32,334	253.868	2250	77,397	58,690	273.136
1360	44,198	32,891	254.404	2300	79,316	60,193	273.891
1380	44,923	33,449	254.932	2350	81,243	61,704	274.809
1400	45,648	34,008	255.454	2400	83,174	63,219	275.625
1420	46,374	34,567	255.968	2450	85,112	64,742	276.424
1440	47,102	35,129	256.475	2500	87,057	66,271	277.207
1460	47,831	35,692	256.978	2550	89,004	67,802	277.979
1480	48,561	36,256	257.474	2600	90,956	69,339	278.738
1500	49,292	36,821	257.965	2650	92,916	70,883	279.485
1520	50,024	37,387	258.450	2700	94,881	72,433	280.219
1540	50,756	37,952	258.928	2750	96,852	73,987	280.942
1560	51,490	38,520	259.402	2800	98,826	75,546	281.654
1580	52,224	39,088	259.870	2850	100,808	77,112	282.357
1600	52,961	39,658	260.333	2900	102,793	78,682	283.048
1620	53,696	40,227	260.791	2950	104,785	80,258	283.728
1640	54,434	40,799	261.242	3000	106,780	81,837	284.399
1660	55,172	41,370	261.690	3050	108,778	83,419	285.060
1680	55,912	41,944	262.132	3100	110,784	85,009	285.713
1700	56,652	42,517	262.571	3150	112,795	86,601	286.355
1720	57,394	43,093	263.005	3200	114,809	88,203	286.989
1740	58,136	43,669	263.435	3250	116,827	89,804	287.614

 $O_2$

TABLE A-26

Enthalpy of formation, Gibbs function of formation, and absolute entropy  
at 25°C, 1 atm

Substance	Formula	$\bar{h}_f^\circ$ kJ/kmol	$\bar{g}_f^\circ$ kJ/kmol	$\bar{s}^\circ$ kJ/kmol · K
Carbon	C(s)	0	0	5.74
Hydrogen	H <sub>2</sub> (g)	0	0	130.68
Nitrogen	N <sub>2</sub> (g)	0	0	191.61
Oxygen	O <sub>2</sub> (g)	0	0	205.04
Carbon monoxide	CO(g)	-110,530	-137,150	197.65
Carbon dioxide	CO <sub>2</sub> (g)	-393,520	-394,360	213.80
Water vapor	H <sub>2</sub> O(g)	-241,820	-228,590	188.83
Water	H <sub>2</sub> O(l)	-285,830	-237,180	69.92
Hydrogen peroxide	H <sub>2</sub> O <sub>2</sub> (g)	-136,310	-105,600	232.63
Ammonia	NH <sub>3</sub> (g)	-46,190	-16,590	192.33
Methane	CH <sub>4</sub> (g)	-74,850	-50,790	186.16
Acetylene	C <sub>2</sub> H <sub>2</sub> (g)	+226,730	+209,170	200.85
Ethylene	C <sub>2</sub> H <sub>4</sub> (g)	+52,280	+68,120	219.83
Ethane	C <sub>2</sub> H <sub>6</sub> (g)	-84,680	-32,890	229.49
Propylene	C <sub>3</sub> H <sub>6</sub> (g)	+20,410	+62,720	266.94
Propane	C <sub>3</sub> H <sub>8</sub> (g)	-103,850	-23,490	269.91
n-Butane	C <sub>4</sub> H <sub>10</sub> (g)	-126,150	-15,710	310.12
n-Octane	C <sub>8</sub> H <sub>18</sub> (g)	-208,450	+16,530	466.73
n-Octane	C <sub>8</sub> H <sub>18</sub> (l)	-249,950	+6,610	360.79
n-Dodecane	C <sub>12</sub> H <sub>26</sub> (g)	-291,010	+50,150	622.83
Benzene	C <sub>6</sub> H <sub>6</sub> (g)	+82,930	+129,660	269.20
Methyl alcohol	CH <sub>3</sub> OH(g)	-200,670	-162,000	239.70
Methyl alcohol	CH <sub>3</sub> OH(l)	-238,660	-166,360	126.80
Ethyl alcohol	C <sub>2</sub> H <sub>5</sub> OH(g)	-235,310	-168,570	282.59
Ethyl alcohol	C <sub>2</sub> H <sub>5</sub> OH(l)	-277,690	-174,890	160.70
Oxygen	O(g)	+249,190	+231,770	161.06
Hydrogen	H(g)	+218,000	+203,290	114.72
Nitrogen	N(g)	+472,650	+455,510	153.30
Hydroxyl	OH(g)	+39,460	+34,280	183.70

Source: From JANAF, *Thermochemical Tables* (Midland, MI: Dow Chemical Co., 1971);  
*Selected Values of Chemical Thermodynamic Properties*, NBS Technical Note 270-3, 1968;  
and *API Research Project 44* (Carnegie Press, 1953).

TABLE A-27

Properties of some common fuels and hydrocarbons

Fuel (phase)	Formula	Molar mass, kg/kmol	Density <sup>1</sup> , kg/L	Enthalpy of vaporization <sup>2</sup> , kJ/kg	Specific heat <sup>1</sup> , $C_p$ , kJ/kg · °C	Higher heating value <sup>3</sup> , kJ/kg	Lower heating value <sup>3</sup> , kJ/kg
Carbon (s)	C	12.011	2	—	0.708	32,800	32,800
Hydrogen (g)	H <sub>2</sub>	2.016	—	—	14.4	141,800	120,000
Carbon monoxide (g)	CO	28.013	—	—	1.05	10,100	10,100
Methane (g)	CH <sub>4</sub>	16.043	—	509	2.20	55,530	50,050
Methanol (ℓ)	CH <sub>4</sub> O	32.042	0.790	1168	2.53	22,660	19,920
Acetylene (g)	C <sub>2</sub> H <sub>2</sub>	26.038	—	—	1.69	49,970	48,280
Ethane (g)	C <sub>2</sub> H <sub>6</sub>	30.070	—	172	1.75	51,900	47,520
Ethanol (ℓ)	C <sub>2</sub> H <sub>6</sub> O	46.069	0.790	919	2.44	29,670	26,810
Propane (ℓ)	C <sub>3</sub> H <sub>8</sub>	44.097	0.500	420	2.77	50,330	46,340
Butane (ℓ)	C <sub>4</sub> H <sub>10</sub>	58.123	0.579	362	2.42	49,150	45,370
1-Pentene (ℓ)	C <sub>5</sub> H <sub>10</sub>	70.134	0.641	363	2.20	47,760	44,630
Isopentane (ℓ)	C <sub>5</sub> H <sub>12</sub>	72.150	0.626	—	2.32	48,570	44,910
Benzene (ℓ)	C <sub>6</sub> H <sub>6</sub>	78.114	0.877	433	1.72	41,800	40,100
Hexene (ℓ)	C <sub>6</sub> H <sub>12</sub>	84.161	0.673	392	1.84	47,500	44,400
Hexane (ℓ)	C <sub>6</sub> H <sub>14</sub>	86.177	0.660	366	2.27	48,310	44,740
Toluene (ℓ)	C <sub>7</sub> H <sub>8</sub>	92.141	0.867	412	1.71	42,400	40,500
Heptane (ℓ)	C <sub>7</sub> H <sub>16</sub>	100.204	0.684	365	2.24	48,100	44,600
Octane (ℓ)	C <sub>8</sub> H <sub>18</sub>	114.231	0.703	363	2.23	47,890	44,430
Decane (ℓ)	C <sub>10</sub> H <sub>22</sub>	142.285	0.730	361	2.21	47,640	44,240
Gasoline (ℓ)	C <sub>n</sub> H <sub>1.87n</sub>	100–110	0.72–0.78	350	2.4	47,300	44,000
Light diesel (ℓ)	C <sub>n</sub> H <sub>1.8n</sub>	170	0.78–0.84	270	2.2	46,100	43,200
Heavy diesel (ℓ)	C <sub>n</sub> H <sub>1.7n</sub>	200	0.82–0.88	230	1.9	45,500	42,800
Natural gas (g)	C <sub>n</sub> H <sub>3.8n</sub> N <sub>0.1n</sub>	18	—	—	2	50,000	45,000

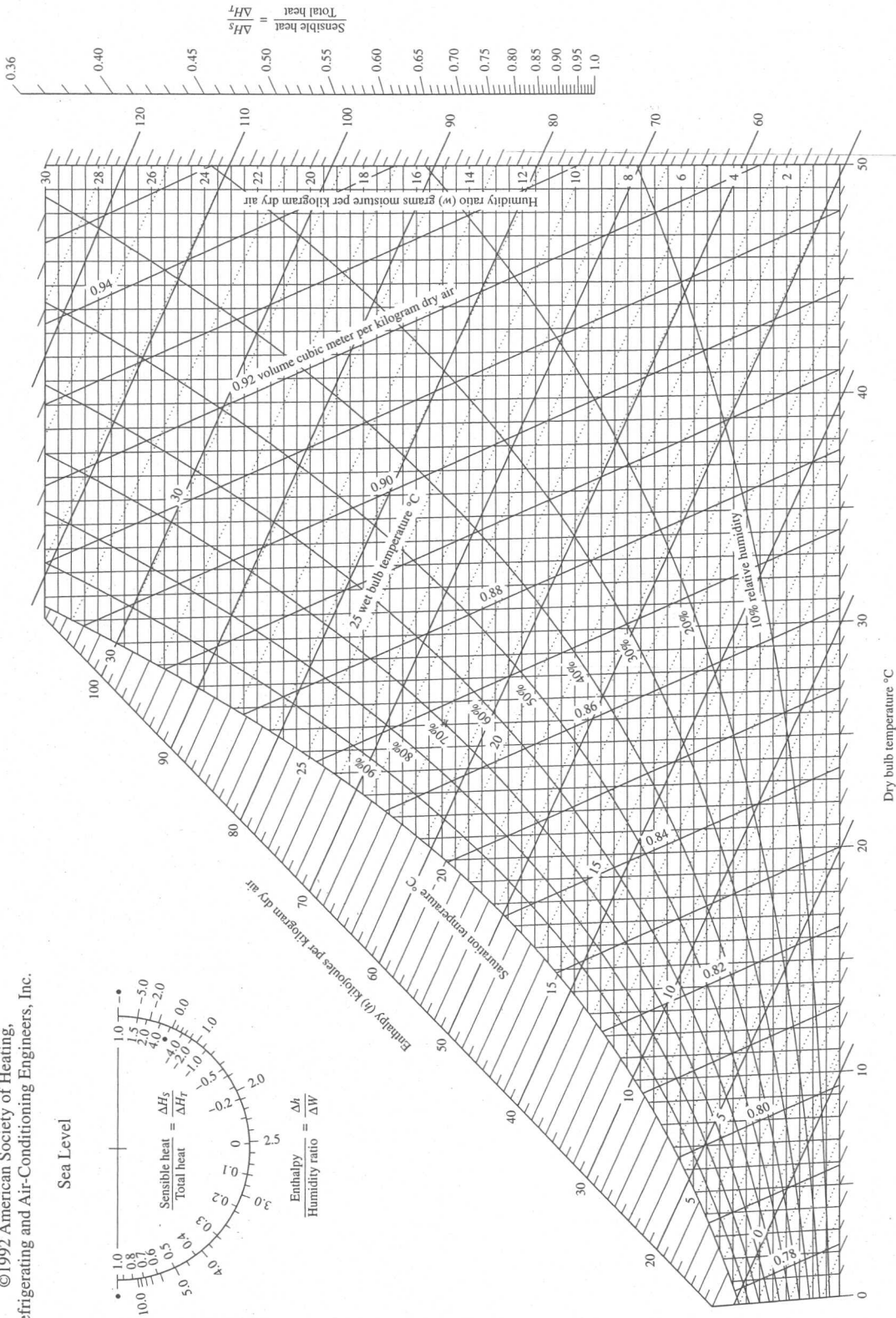
<sup>1</sup>At 1 atm and 20°C.<sup>2</sup>At 25°C for liquid fuels, and 1 atm and normal boiling temperature for gaseous fuels.<sup>3</sup>At 25°C. Multiply by molar mass to obtain heating values in kJ/kmol.



ASHRAE Psychrometric Chart No. 1  
Normal Temperature  
Barometric Pressure: 101.325 kPa

© 1992 American Society of Heating,  
Refrigerating and Air-Conditioning Engineers, Inc.

Sea Level



Prepared by Center for Applied Thermodynamic Studies, University of Idaho.

**FIGURE A-33**

Psychrometric chart at 1 atm total pressure.

(Reprinted by permission of the American Society of Heating, Refrigerating and Air-Conditioning Engineers, Inc., Atlanta, GA; used with permission.)